


Outdoor & Nature





Materials:

- Empty toilet paper roll
- Peanut butter
- Bird seed
- Knife
- Paper plate
- String Scissors





How many birds will you spot? Why not check out the Woodland Trust Garden Birds Blog [here](#) for more information about the birds you might see in your garden.


You could create a tally and count how many different types of birds you can spot!



ULTIMATE ACTIVITY CAMPS



Bird Feeders



Did you know?

Blackbirds love to sunbathe - they can often be seen on the ground with their wings spread out wide.



Step 1 - Preparation

- Spread bird seed onto a paper plate and set aside.
- Cut a piece of string about 45cm long, for each bird feeder and set aside.

Step 2—Apply the glue

- Use a knife to spread peanut butter on the outside of a toilet paper roll

STEP 3: STICK ON THE SEEDS

- Roll the toilet paper roll onto the bird seed, pressing gently so the seed sticks to the peanut butter.

STEP 4: COMPLETE

- Tie a string through the roll and hang on a tree for birds