




CRAFTY CREATIONS



PAPER SNOWFLAKES

Please use scrap paper to make your paper snowflakes - they can be recycled again afterwards!

You will need:

- Paper
- Scissors

Remember to ask an adult to help you with the cutting!

Method:

1. Cut a piece of paper into a circle (you could draw around a biscuit tin as a template)
2. Fold in half, half again, and half again!
3. Cut shapes into your paper. This can be around the edges or at the point
4. Unfold to see your creation